

KL-852 YB



特殊附件 Special Accessories

◎工件蒐集器

- 作動方式-擺臂式
- 最大工件長度-110mm
- 最大工件直徑-Ø52 mm

◎鐵屑輸送機

- 鏈板式-適合長屑、捲屑
- 刮板式-適合細屑、碎屑

◎Parts Catcher

- Operating method-Swing arm type
- Max. part length-110mm
- Max. part dia.-Ø52 mm

◎Chip Conveyor

- Chain type-For long and curled chips
- Squeegee-For fine and fragment-chips

■ 刀具測量(自動)

■ 油霧回收機(1 HP)

■ 副水箱(1 HP)

■ 筒型夾頭(CL60-A6)

■ 棒材送料機 (棒材長度: 1250~3200mm)

■ 活動頂心(MT No.4)

■ B軸工件蒐集器

■ 尾座腳踏開關

■ CE認證

■ Tool measurement device (automatic)

■ Oil mist collector (1HP)

■ Sub-Coolant tank (1HP)

■ Collet Chuck (CL60-A6)

■ Bar feeder (Depends on bar length:1250~3200 mm)

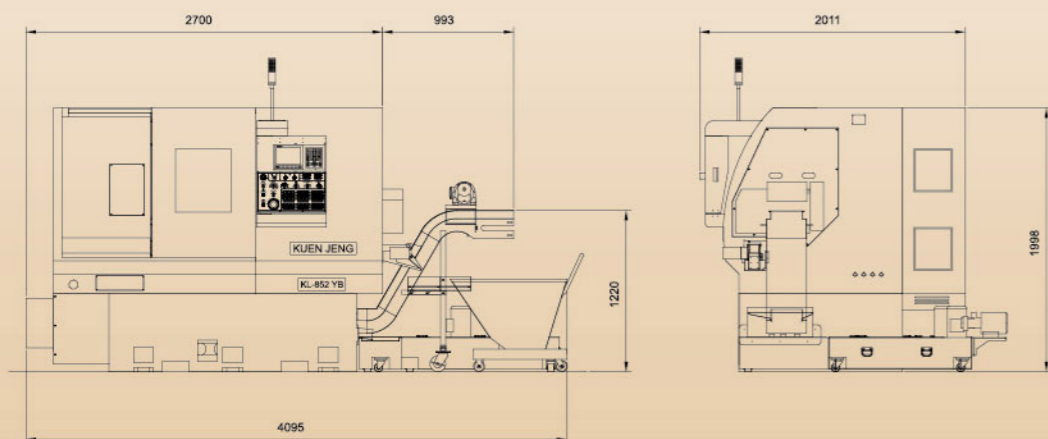
■ Live center (MT No.4)

■ B-axis parts catcher

■ Foot switch for tailstock control

■ CE Certificate

佔地面積圖 Dimensions Of Machine



▶長X寬X高(LxWxH) :
2700x2011x1998 mm

▶重量(Weight) :
5800 kg



坤鈺機械股份有限公司

KUEN JENG MACHINERY CO., LTD.

42742台中市潭子區豐興路2段338巷10-2號
No.10-2, Ln. 338, Sec. 2, Fengxing Rd., Tanzi Dist.,
Taichung City 42742, Taiwan

TEL : 886-4-2536-9498 E-mail: kuen.jeng1@msa.hinet.net

FAX : 886-4-2536-7405 www.kuen-jeng.com.tw

經銷商 Agent



KL-852 YB

雙主軸 /


單刀塔CNC車床

Twin Spindle /

Single Turret CNC Lathe

Compact Design with Unlimited Versatility.





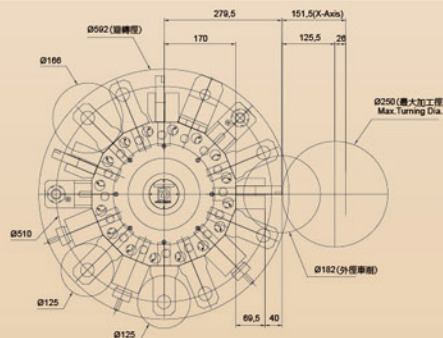
KL-852 YB 雙主軸 / 單刀塔CNC車床

Twin Spindle / Single Turret CNC Lathe

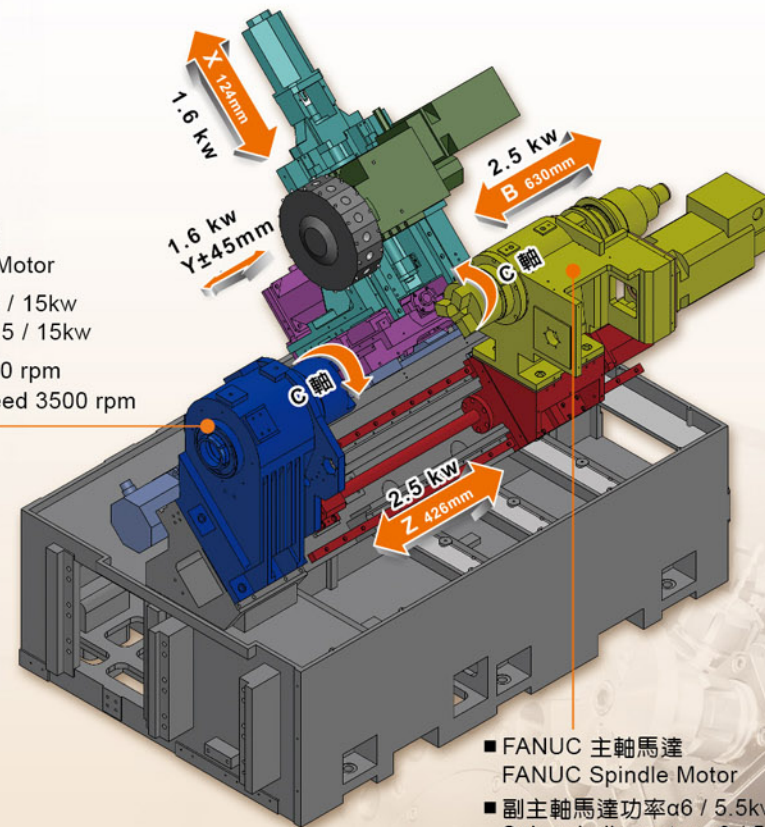
- 最大加工直徑250mm
- 最大加工長度426mm
- 最大旋徑600mm
- 最大拉桿通孔直徑52mm
- 主軸與副主軸構造
- 45°斜床式結構
- 16位Duplomatic VDI 30 動力刀塔
- X、Y、Z、B軸配置精密線性滑軌
- X、Z軸附動力刀座
- Fanuc Oi-TD CNC 控制器
- 全密閉式護罩
- Max. turning diameter 250mm
- Max. turning length 426mm
- Max. swing 600mm
- Hole through spindle 52mm
- Main and sub-spindle
- 45° slant bed construction
- 16-position Duplomatic VDI 30 power turret
- Precision linear ways on X,Y,Z,B-axis
- X,Z-axis are equipped with powered tool holders
- Fanuc Oi-TD CNC controller
- Fully enclosed splash guard

刀具干涉圖 Tool Interference Diagram

- 相鄰刀具換刀0.25秒
- Adjacent tool change time 0.25 sec.



- FANUC 主軸馬達
FANUC Spindle Motor
- 主軸馬達功率α15 / 15kw
Spindle motor α15 / 15kw
- 主軸最高轉速3500 rpm
Max. spindle speed 3500 rpm



- FANUC 主軸馬達
FANUC Spindle Motor
- 副主軸馬達功率α6 / 5.5kw
Sub-spindle motor α6 / 5.5kw
- 副主軸最高轉速3500 rpm
Max. sub-spindle speed 3500 rpm
- 副主軸快速移動率 16 m/min
Sub-spindle Rapid Traverse Rate 16 M/min

標準配備 Standard Equipment

- FANUC Oi-TD控制器
- 10.4"彩色液晶螢幕
- 三爪夾頭及軟爪 8 inch
- X軸動力刀座1組
- Z軸動力刀座1組
- 外徑刀座3組
- 內孔刀座2組
- 刀柄套8,10,12,16,20,25 mm
- 防水鹵素工作燈
- 工作完了指示燈
- 夾頭腳踏開關
- 冷熱交換器
- 工具箱
- 機台操作手冊
- 電氣手冊
- FANUC Oi-TD control
- 10.4" LCD color screen
- 3-jaw chuck with soft jaws(Ø8")
- X-axis powered tool slide (1set)
- Z-axis powered tool slide (1set)
- O.D. tool slide (3sets)
- I.D. tool slide (2sets)
- Tool shank bushing (8,10,12,16,20,25 mm)
- Water-pproof halogen working light
- Job finished indication lamp
- Foot switch for chuck control
- Heat exchanger
- Tool box
- Machine operation manual
- Electrical manual

行程範圍圖 Axial Travel Range

