

高品質、高規格、高效能，一切只在坤鉦機械

坤鉦推出的KS-32S瑞士型走心式CNC車床，在機器結構上將多組座、主軸、副主軸與旋轉刀具軸完全融合在一機。可快速執行車銑、鑽孔、攻牙、側銑作業。其主要特色Y2軸，使背面加工刀座可做上下偏心加工，強化工件的背面銑削加工。這是一部小型複雜工件加工之首選機種。

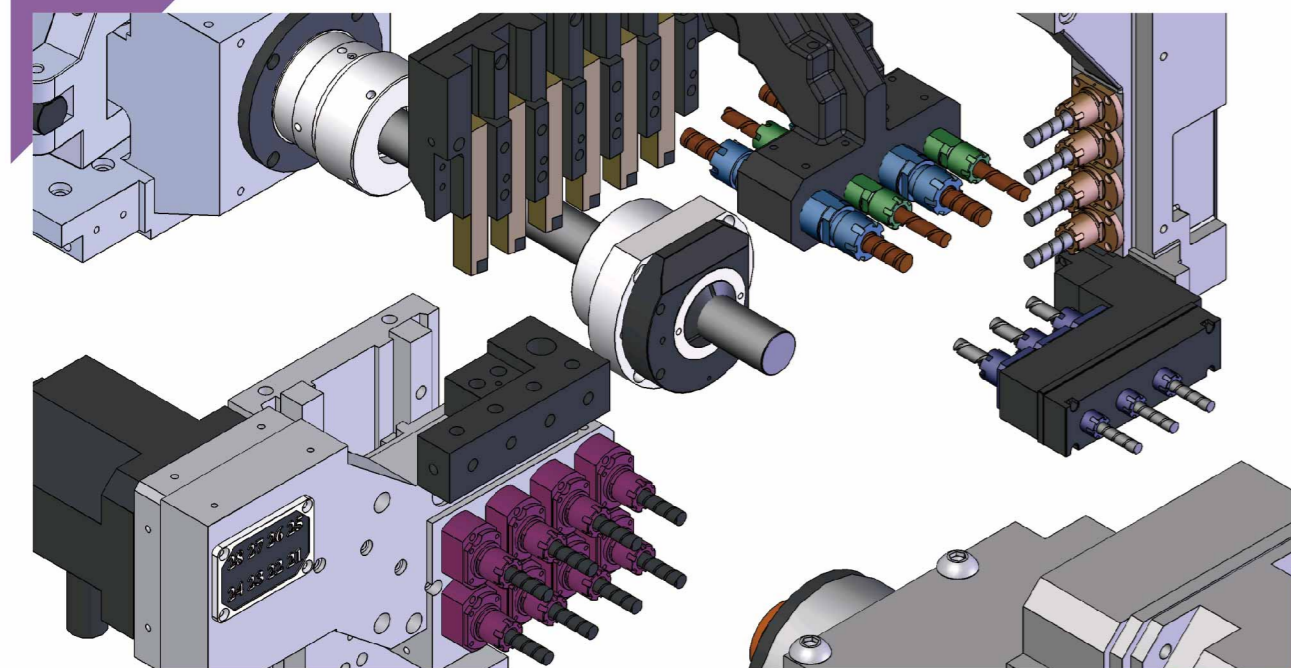
另外我們更嚴選FANUC控制器(雙系統控制器，結合了X1、Z1、Y1、C1、A1及X2、Z2、Y2、C2、B2)同步加工。讓使用者更便於操控，並生產製造更多樣化之工件；是不可缺少之幫手。

KS-32S Sliding Head CNC Lathe of Swiss Type from Kuen Jeng combines various tool slides, main spindle, sub-spindle and rotating tools in one machine.

With such a machine construction, turning, drilling, tapping and side milling can be quickly performed. Its main feature is the additional Y2 axis. The Y2 axis allows rear side machining device to perform up and down eccentric machining to strengthen turning and milling processing of work pieces' reverse side.

Moreover, we cherry pick FANUC controller with double control system (X1, Z1, Y1, C1, A1 and X2, Z2, Y2, C2, B2) for machining simultaneously. KS-32S is much easier for users to operate, and it can produce and deal with as diverse as needed. KS-32S is a CNC lathe that you can't miss.

KS-32S 正面、背面具備Y軸複合式加工 FRONT AND BACK COMPOUND PROCESSING WITH Y-AXIS



刀具規格 TOOL SPECIFICATION

外徑刀具 O.D. TOOLS	6	端面動力刀具 FRONT ECCENTRIC POWERED TOOLS	0-3
正面鑽孔(標準) FRONT DRILLING(STANDARD)	4	背面刀具 REAR SIDE MACHINING TOOLS	8
正面鑽孔(深孔) FRONT DRILLING(DEEP HOLE)	2	【嵌入式動力刀座，及固定刀座，可鑽孔、攻牙、車削、銑削，具備Y軸銑削功能。】 (根據需要自由裝配)	
徑向動力刀具 RADIAL POWERED TOOLS	5	Embedded live tools and fixed tools can perform drilling, tapping, turning and milling. With the function of Y-axis milling.(Optional)	

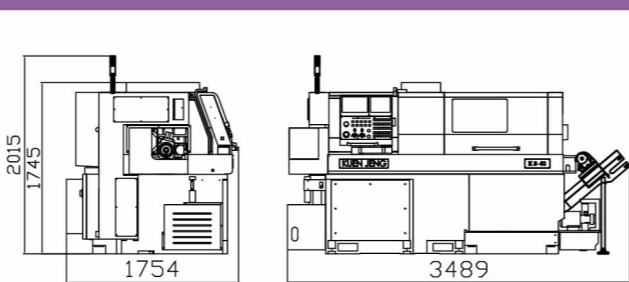
KUEN JENG MACHINERY CO., LTD

機台規格		KS-32	KS-32S
加工能力 CAPACITY	最大加工直徑 一次開夾最大加工長度	Max.turning diameter Max.turning length in one clamp/unclamp	Ø32 300 mm
外徑刀具 O.D. TOOLS	刀具數 刀具規格	Number of tools Size of tool	6 Ø16mm
內孔刀具 I.D TOOLS	刀具數 套筒規格 最大鑽孔能力 最大攻牙能力	Number of tools Collet specification Max. drilling capacity Max.tapping capacity	4 ER16X2 / ER20X2 Ø13mm M12*P1.75
側銑動力刀具 SIDE MILLING POWERED TOOLS	刀具數	Number of tools	4-9(含選購)(Incl.optional tools)
	最大轉速 伺服馬達規格 套筒規格 最大鑽孔能力 最大攻牙能力 最大端銑能力	Max.rotating speed Servo motor specification Collet specification Max. drilling capacity Max.tapping capacity Max.end milling	6000(8000)rpm 1.4kW ER16 Ø8mm M6*P1.0 Ø10mm
主軸 MAIN SPINDLE	最大轉速 馬達規格 最小分度	Max.rotating speed Motor specification Min.indexing unit	4000(6000 opt.)rpm 5.5/7.5kW 0.001°
快速進給 RAPID TRAVERSE			24m/min
控制器 CONTROLLER			Fanuc 0i-TF/10.4"LCD
主軸中心高 CENTER HEIGHT OF MAIN SPINDLE			1056.5mm
重量 WEIGHT			4500KG / 4800KG
切削油容量 COOLANT CAPACITY			220L
背面加工規格			
背面加工能力 BACK SIDE MACHINING CAPACITY	最大挾持外徑	Max.claming diameter	Ø32
	最大前取長度 最大凸出長度	Max.length of front pick Max.emerged length	125 mm 45mm / 80mm
背面刀具 BACK SIDE MACHINING TOOLS	刀具數	Number of tools	4 / 8
	最大鑽孔能力(固定) 最大鑽孔能力(動力) 最大攻牙能力(固定) 最大攻牙能力(動力)	Max.drilling capacity(fixed tools) Max.drilling capacity(powerd tools) Max.tapping capacity(fixed tools) Max.tapping capacity(powerd tools)	Ø13 Ø8 M10*P1.5
副主軸 SUB-SPINDLE	最大轉速 馬達規格 最小分度	Max.rotating speed Motor specification Min.indexing unit	4000(6000)rpm 2.2/3.7kW 0.001°

尺寸規格若有變更，恕不另行通知。

Design and specifications are subject to change without prior notice.

佔地面積圖 DIMENSIONS OF MACHINE



坤鉦機械股份有限公司
KUEN JENG MACHINERY CO., LTD

T: 886-4-2536-9498
F: 886-4-2536-7405

E: sales@kuen-jeng.com.tw
www.kuen-jeng.com.tw

42742 台中市潭子區豐興路二段338巷10-2號
No.10-2, Lane 338, Sec. 2, Fongsing Rd., Tanzih Dist., Taichung City 42742, Taiwan

經銷商 AGENT

SLIDING HEAD CNC LATHE OF SWISS TYPE

KUEN JENG
YOUR TURNING LEADERS.



KS-32/KS-32S 瑞士型走心式 CNC車床

高精度 / 複合性能 / 提高經濟效益
High precision / Multiple function /
Improve economic efficiency

www.kuen-jeng.com.tw




KUEN JENG MACHINERY CO., LTD

MULTIPLE TOOL SLIDES

Suitable for fine finishing, and the positioning is accurate.


KS-32 正面、背面複合式加工 FRONT AND BACK COMPOUND PROCESSING



刀具規格 TOOL SPECIFICATION

外徑刀具 O.D. TOOLS	6	端面動力刀具 FRONT ECCENTRIC POWERED TOOLS	0 - 3
正面鉗孔(標準) FRONT DRILLING(STANDARD)	4	背面刀具 REAR SIDE MACHINING TOOLS	
正面鉗孔(深孔) FRONT DRILLING(DEEP HOLE)	2	【嵌入式動力刀座, 及固定刀座, 可鉗孔、攻牙、車削、銑削。】 (根據需求自由裝配)	4
徑向動力刀具 RADIAL POWERED TOOLS	5	Embedded live tools and fixed tools can perform drilling, tapping, turning and milling.(Optional)	

C 軸輪廓加工功能 C-AXIS CONTOURING FUNCTION



- 主軸與副主軸都具有C軸功能。可執行輪廓加工。
- 主軸與副主軸之分割精度為0.001°，提供高精度的輪廓加工。
- Both main and sub-spindle feature C-axis function, allowing for contour machining.
- Indexing accuracy for main and sub-spindle is 0.001°, providing highly accurate contour machining.

迴轉導套 ROTARY GUIDE BUSHING



- 走心式之迴轉導套可確保長工件加工時之穩定性與加工精度。
- 走刀式之無導套設計可縮短殘材，節省加工成本。
- The rotary guide bushing in the sliding head design may assure stability, machining accuracy and surface finish, especially when machining long work pieces.
- The fixed head device structure features no guide bushing design, which minimizes the material length of residual, and saves machining cost.

筒夾夾持裝置(DIN 6343-35) COLLET CHUCKING SYSTEM(DIN 6343-35)



- 本機之主軸採用前推式筒夾。最大夾持能力為：Ø32mm，最大夾持加工長度300mm。
- The machine adopts a collet type spindle, maximum clamping diameter is Ø32mm, maximum clamping length is 300mm.

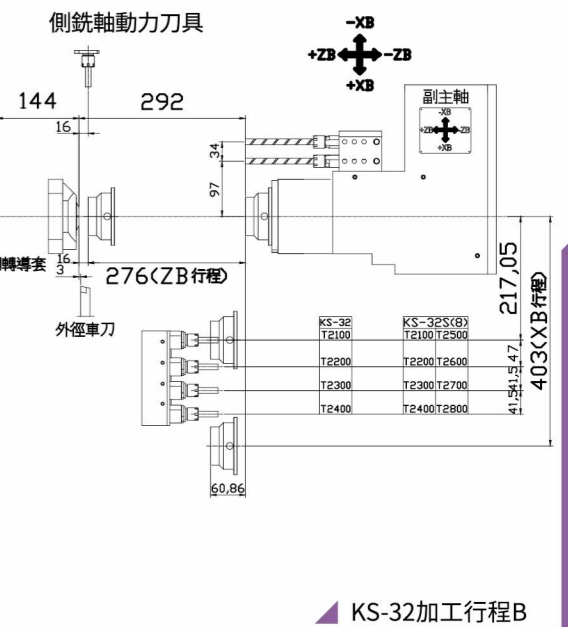
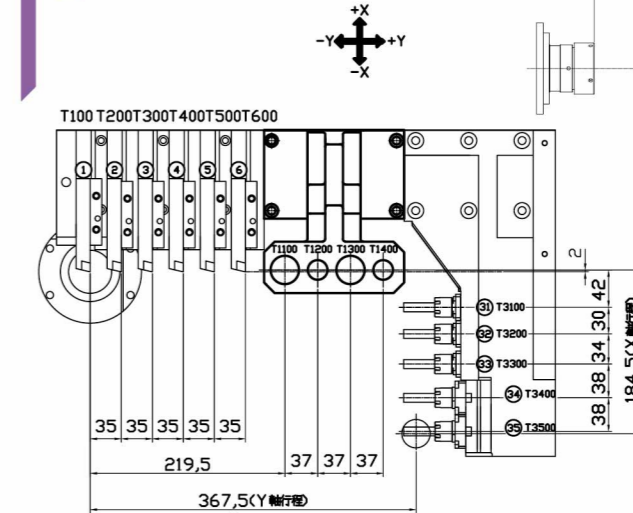
走心式主軸頭 SLIDING HEAD

- 主軸頭移動滑道搭配線性滑軌，配合大跨距設計，移動穩定順暢。
- 主軸頭移動採用伺服馬達驅動，定位精準。
- 高精主軸，加工精準，可耐長時間連續作業。
- The spindle head moves on two linear ways with a large span design to achieve maximum stability and smoothness.
- The spindle head movement is driven by a servo motor for highly accurate positioning.
- A high precision spindle permits accurate machining and allows continuous, long time operations.



加工行程 MACHINING STROKE

KS-32加工行程A



標準配備 STANDARD EQUIPMENT

主軸 MAIN SPINDLE	主軸馬達 主軸C軸 主軸煞車 副主軸	Spindle motor C-axis function on main spindle Main spindle brake Sub spindle
刀具 TOOLS	徑向動力刀具*5 鑽孔軸(ER16*2/ER20*2) 副主軸背面加工刀具 【KS-32】(動力刀具*2 / 標準刀具*2) 【KS-32S】(動力刀具*4 / 標準刀具*4)	Radial powered tools*5 Drilling spindle (ER16*2/ER20*2) Rear side machining tools for sub-spindle 【KS-32】(powered tools*2 / standard tools*2) 【KS-32S】(powered tools*4/ standard tools*4)
冷卻系統 COOLING SYSTEM	切削油馬達 加壓冷卻系統1.5MPa 冷卻水箱 冷卻液液位偵測器	Coolant pump High pressure cooling system 1.5 MPA Coolant tank Coolant level sensor
自動化週邊設備 AUTOMATED PERIPHERAL EQUIPMENT	工件檢出裝置 工件接收器 工件輸送帶	Parts detector Parts catcher Parts conveyor

選購配備 OPTIONAL EQUIPMENT

附加動力刀具 ADDITIONAL POWERED TOOLS	三軸正向背向動力刀具(一組) 副主軸背面加工動力刀具	Front and rear machining powered tools on 3 axes(1set) Rear side machining powered tools for sub-spindle
自動化週邊設備 AUTOMATED PERIPHERAL EQUIPMENT	長料排出裝置 自動送料機 油霧收集器 自動送料機介面	Long parts exhaust device Oil mist collector Automatic bar feeder Bar feeder interface
排屑設備 CHIP EVACUATING DEVICE	鐵屑輸送機 鐵屑車	Chip conveyor Chip bucket
切削液流量檢知 COOLANT FLOW DETECTOR	利用流量檢知器，可偵測切削液流量是否不足。當切削液流量不足時，機器自動發出警報，並且自動停機。	The coolant flow detector is applied to detect when the coolant flow volume is insufficient. In case the detector is activated, an alarm will be triggered and machine stops automatically.